

# DCS RECITAL COSTUME DETAILS

2022



We are excited about our Recital Picture Days coming up in April and our 2022 recital in May! This guide provides all the details for your recital costume(s). Please review and be well prepared for both pictures and recital performances with the proper shoes, tights, hair and makeup.




## \* TIGHTS \*

We have all the tights you need! The DCS Company sells tights as a fundraiser. We have the correct brand, color and style. Please do not purchase other brands – the colors are not the same!

Child Sizes - \$13.00

Adult Sizes – \$15.00

**MAKE-UP:** The bright theatrical lights wash out dancer's faces and features. Please use blush, earth toned eye shadow, eyeliner, mascara and lipstick. No hair or skin glitter. Please see our makeup guide included in this packet.



## **GENERAL COSTUME DO's & DON'T'S:**

- NO underwear under your tights!
- No jewelry or earrings (this is for a uniform appearance as well as safety -- earrings can get snagged on costumes and torn out -- we will take them out backstage if you forget.) **Please think about the timing of new ear piercings.**
- Please put your child's name on all shoes, bags & costume pieces.
- Only clear drinks and dry snacks while in costume.
- No fingernail or toenail polish.
- Have extra bobby pins, safety pins, etc. in your dance bag.
- Please hang costumes in a safe place and to keep them wrinkle free.



Dancers with a complete costume change will need a nude camisole leotard under their costume for modesty when making costume changes.

Nude straps only – no clear straps.





DanceMax carries them or you or order online from <http://www.discountdancesupply.com>

Capezio style #TB49C is pictured.

## **DANCEWEAR SHOPS:**

- DanceMax – Hwy 5 in Marietta: 678-401-5718
- Dance Fashions in Roswell: 770-998-0002
- Centre Stage II - Marietta Square: 770-425-9055

# DCS RECITAL COSTUME DETAILS – 2022

PRE-BALLET	COMBO 1
 <p style="text-align: center; margin-top: 5px;"> <span style="margin-right: 100px;">Mon.</span> <span style="margin-right: 100px;">Tues.</span> <span>Sat.</span> </p>	 <p style="text-align: center; margin-top: 5px;"> <span style="margin-right: 100px;">Mon., Tues. &amp; Sat.</span> <span>Thurs.</span> </p>
<p><b>TIGHTS:</b> Capezio – ballet pink</p> <p><b>SHOES:</b> pink, leather ballet shoes</p> <p><b>HAIR:</b> ballet bun, head piece on right *Tues class headpiece will be handed out on picture day</p>	<p><b>TIGHTS:</b> Capezio – ballet pink</p> <p><b>SHOES:</b> ballet - pink, leather ballet shoes tap – black patent</p> <p><b>HAIR:</b> ballet bun, headpiece centered</p>
COMBO 2	JAZZ COMBO 1
 <p style="text-align: center; margin-top: 5px;"> <span style="margin-right: 100px;">Ballet</span> <span>Tap</span> </p>	 <p style="text-align: center; margin-top: 5px;"> <span style="margin-right: 100px;">ballet</span> <span>tap &amp; jazz</span> </p>
<p><b>TIGHTS:</b> Capezio – ballet pink</p> <p><b>BALLET:</b> pink, leather ballet shoes tutu skirt</p> <p><b>TAP:</b> tap – black patent tap shoes black and gold tassel skirt</p> <p><b>HAIR:</b> ballet bun, head piece on right</p> <p><b>NOTES:</b> Please secure skirt to bodice with snaps, hook &amp; eye or velcro</p>	<p><b>BALLET:</b> tights: Capezio – ballet pink shoes: pink, leather ballet shoes part: tutu skirt</p> <p><b>TAP:</b> tights: Capezio caramel shoes: Capezio caramel Mary Jane part: leggings</p> <p><b>JAZZ:</b> tights: Capezio caramel shoes: caramel slip-on jazz shoe part: leggings</p> <p><b>HAIR:</b> ballet bun, head piece on right</p> <p><b>NOTES:</b> Please secure skirt to bodice with snaps, hook &amp; eye or velcro</p>

## JAZZ COMBO 2



ballet



tap & jazz

- BALLET:** tights: Capezio – ballet pink  
shoes: pink, leather ballet shoes  
part: tutu skirt
- TAP:** tights: Capezio caramel  
shoes: Capezio caramel Mary Jane  
part: ruffle skirt
- JAZZ:** tights: Capezio caramel  
shoes: caramel slip-on jazz shoe  
part: ruffle skirt
- HAIR:** ballet bun, head piece on right
- NOTE:** Please secure skirt to bodice with snaps, hook & eye or velcro

## JAZZ COMBO 3



ballet



jazz



tap

- BALLET:** tights: Capezio – ballet pink  
shoes: pink, leather ballet shoes  
part: tutu skirt
- TAP:** tights: Capezio caramel  
shoes: Capezio caramel Mary Jane  
part: ruffle skirt
- JAZZ:** tights: Capezio caramel  
shoes: caramel slip-on jazz shoe  
part: shorts
- HAIR:** ballet bun, head piece on right
- NOTE:** Please secure skirt to bodice with snaps, hook & eye or velcro

## JAZZ COMBO 4



ballet



jazz



tap

- BALLET:** tights: Capezio – ballet pink  
shoes: pink, leather ballet shoes  
part: tutu skirt
- TAP:** tights: Capezio caramel  
shoes: Capezio caramel Mary Jane  
part: fringe skirt
- JAZZ:** tights: Capezio caramel  
shoes: caramel slip-on jazz shoe  
part: shorts
- HAIR:** ballet bun, head piece on right
- NOTE:** Please secure skirt to bodice with snaps, hook & eye or velcro

## TEEN COMBO



ballet



tap



jazz

- BALLET:** tights: Capezio – ballet pink  
shoes: pink, leather ballet shoes  
part: tutu skirt
- TAP:** tights: Capezio caramel  
shoes: Capezio caramel Mary Jane  
part: pink skirt
- JAZZ:** tights: Capezio caramel  
shoes: caramel slip-on jazz shoe
- HAIR:** ballet bun, head piece on right
- NOTE:** Please secure skirt to bodice with snaps, hook & eye or velcro

## KIDHOP



girls



boys

**TIGHTS:** Capezio caramel

**SHOES:** any black sneaker – boys and girls

**HAIR:** high ponytail for girls

**BOYS:** the boy costume is being purchased in separates; notes will be sent separately if needed

## HIP HOP 1



**TIGHTS:** Capezio caramel

**SHOES:** any black sneaker

**HAIR:** high ponytail  
bow centered

## HIP HOP 2



**TIGHTS:** Capezio caramel

**SHOES:** any black sneaker,  
socks that came with costume

**HAIR:** high ponytail for girls  
bow centered

## HIP HOP 3



**TIGHTS:** Capezio caramel

**SHOES:** any black sneaker

**HAIR:** high ponytail for girls

ACRO 1 – Tues. & Wed.	ACRO 2
 <p><b>TIGHTS:</b> Capezio caramel - convertible</p> <p><b>SHOES:</b> none – bare feet</p> <p><b>HAIR:</b> high ponytail, no head piece headpiece fine for pictures</p>	 <p><b>TIGHTS:</b> Capezio caramel - convertible</p> <p><b>SHOES:</b> none – bare feet</p> <p><b>HAIR:</b> high ponytail, no head piece</p>
TUMBLING SKILLS	
 <p><b>TIGHTS:</b> Capezio caramel - convertible</p> <p><b>SHOES:</b> none – bare feet</p> <p><b>HAIR:</b> high ponytail, no head piece headpiece fine for pictures</p>	

PRE-BALLET & COMBO CLASS – SHOES		
<p>Combo 1 Combo 2</p> 	<p>Jazz Combo 1, 2, 3, 4, Teen Combo Junior, Apprentice Co</p> 	<p>All Ballet Classes</p> 

# DCS PERFORMANCE MAKEUP GUIDE



All stage makeup should be matte (not shimmery and no glitter) to absorb theatrical lighting, not reflect it. DCS is not brand specific. The photo is a good example of stage makeup for children.

## Foundation

Use this to give you a nice finished look and it will also help your makeup stick.  
Use powder to keep down the shine.

## Blush

Gives you the extra color you need to not look washed out on stage.  
Use a plum or deep rose color. Avoid pale pink and peach colors.

## Eyes

Neutral colors (peaches, sands) work best with a light shade on the lid and a darker shade in the crease (darker browns or plum), along with black eyeliner and mascara. Eyeliner can be a challenge for little ones, but we do suggest as much as possible and mascara as they do need some makeup on stage. Use your judgement.

## Lips

A light plum/mauve/pink color (no red unless specified)

\* Remind your dancer to pull their lips in when taking costumes on and off to avoid getting lipstick on them!

